

Columns and Supports.
Accessories. Supplementary structures

COLUMN WITH HOT ROLLED PROFILES

ACCESSORIES SUPPLEMENTARY STRUCTURES



FILE 6.6
VERSION 4. 13/03/2026

COD. ASCOL06, ASSEVOLCOL06-07, ASVOLCOL06-07



TECHNICAL SPECIFICATIONS

The structure acts as catwalk Support at the same height as the roof support.

Column erected from the ground to the roof Support height, braced to the silo with an overhang on the upper part. The overhang is formed by two structural systems (inverted pyramid shape), braced to each other.

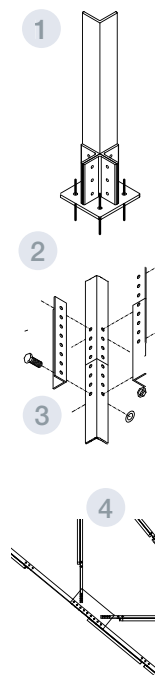
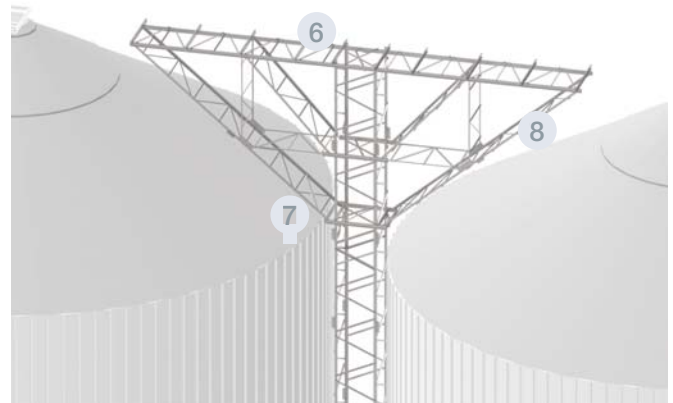
When the column is located at the beginning or end of the walkway, its overhang is simple, only on one side.

On the overhang, "C" profiles are placed supporting the catwalk.

Possible designs are:

PARTS AND MATERIALS

- 1 ANCHOR PLATE
· Connecting the pillars to the foundation.
Material: Galvanized steel S275JR
- 2 PILLAR "L"
"L" 120x120x12 ó 150x150x5 profile, hot rolled profile, all along the column height.
Material: Galvanized steel S275 JR
- 3 SPLICE
Rectangular splice 600x100x10mm or 600x120x10mm for pillars connection.
Material: Galvanized steel S275 JR
- 4 BRACING
"L" 60x6 hot rolled profile.
· Material: Galvanized steel S275 JR
- 5 CONNECTION TO SILO
"L" 80x8 hot rolled profile connecting the column to the silo.
Material: Galvanized steel S275 JR
- 6 UPPER "UPN" PROFILE
UPN200 profile, hot rolled profile supporting the "C" profile where the catwalk is placed.
Material: Galvanized steel S275 JR
- 7 LOWER "UPN" PROFILE
UPN200 profile, hot rolled profile
Material: Galvanized steel S275 JR
- 8 DIAGONAL
"L" hot rolled profile 80X8 , connecting the upper UPN to the lower one.
Material: Galvanized steel S275 JR



| Models silo Ø | 1375-2598 | 2750-3208 |
|---|------------------------------------|------------------------------------|
| Column | ASCOL06 | ASCOL06 |
| Simple overhang for start or end of silos | ASSEVOLCOL07 1240x2040x4800 | ASSEVOLCOL06 1240x2040x7700 |
| Overhang for the space between silos | ASVOLCOL07 1240x2040x4800 | ASVOLCOL06 1240x2040x7700 |

These references apply to load up to 200kg/m.



TECHNICAL SPECIFICATIONS

Formed by "U" profiles, connected to each other and mounted on the roof in order to withstand the catwalk loads.

TYPES

A CENTERED

Formed by 2 "U" 200 profiles, attached to the top cover, braced with 4 reinforcements "U" 200.

B DISPLACED

Centered roof Support not symmetrically installed for non-standard catwalk designs.

C WITH EXTENSION

Centered roof support installed with 1000mm long extensions in both sides.

D ELEVATED

Formed by "U" 100 attached and braced with "L" 50x5 for supporting catwalks at higher levels.

Depending on the height to cover, there are 4 types:


1.H : (210 – 530)

2.H : (570 – 1050)

3.H : (1090 – 1570)

4.H : (1610 – 2090)

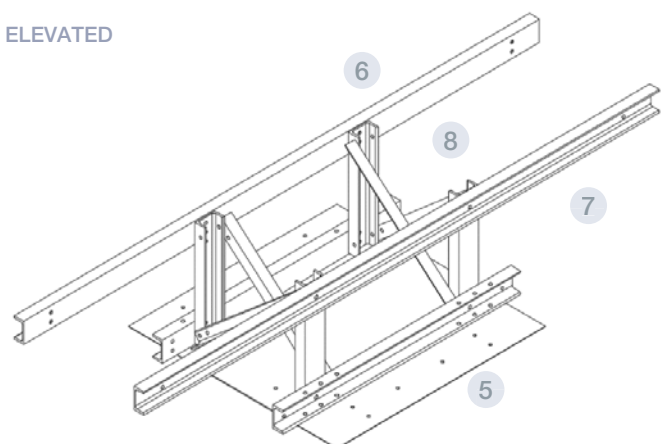
CENTERED



PARTS AND MATERIALS

- 1 STRINGER
 - "U" 200 profile cold formed profile, 2600mm, 2550mm or 3000mm long, acting as principal element in the structure.
- 2 STRINGER BRACKETS
 - Brackets system placed on the stringers reinforcing the connections with the reinforcements.
 - Material: Galvanized steel S280 GD Z 600 MAC t= 3mm
- 3 REINFORCEMENT
 - 4 "U" 200 profiles cold formed profiles, placed transversely.
 - Material: Galvanized steel S280 GD Z 600 MAC t= 3mm
- 4 EXTENSION
 - U200 profiles, 1000mm long, cold formed profiles, to be installed as stringer extensions.
 - Extensions are installed with universal rungs acting as supports in both sides.
 - Material: Galvanized steel S280 GD Z 600 MAC t=
- 5 BASE
 - Perfiles UPN100 hot rolled profiles.
 - Material: Galvanized steel S275 JR L=1200mm
- 6 SUPPORTING BASE
 - Profiles UPN100 hot rolled profiles
 - Material: Galvanized steel S275 JR L=2600mm
- 7 PILLARS
 - Profiles UPN100 hot rolled profiles forming the max length.
 - Material: Galvanized steel S275 JR
- 8 BRACING
 - Perfiles "L"50x50 for pilars bracing.
 - Material: Galvanized steel S275 JR

ELEVATED



WALL SUPPORT

ACCESSORIES SUPPLEMENTARY STRUCTURES

TECHNICAL SPECIFICATIONS

The wall support is a structure that acts as catwalk Support at the same height as the roof support.

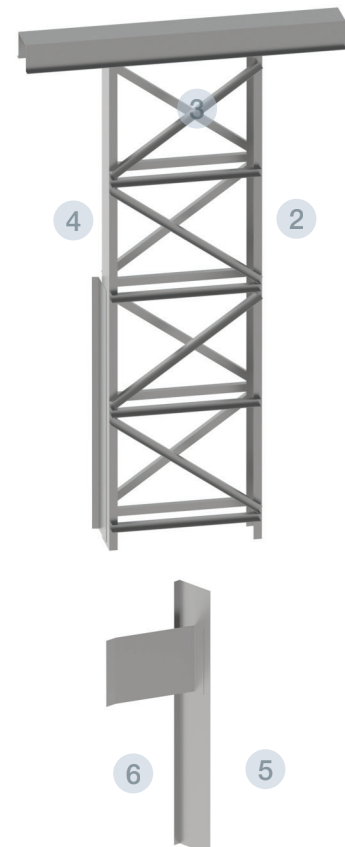
The catwalk rests on an omega 273 profile supported by 2 "U" 263 pillars. The pillars are bracings with horizontal and inclined bracings "U" 60x50x3mm.

The whole ensemble is connected to the reinforcements through 2 wall silo angles. From the 10,70 silo model onwards, the wall silo angles are strengthened with bracings.



PARTS AND MATERIALS

- 1 OMEGA 273
 - OMEGA profile 273x210x2400mm cold formed profile.
 - Optionally, its length can be 3000mm
 - Material: Galvanized steel S280GD Z 600 MAC t= 3mm
- 2 PILLAR "U" 263
 - "U" 263 profile, cold formed profile.
 - Material: Galvanized steel S280GD Z 600 MAC t= 3mm
- 3 INCLINED BRACING
 - 4"U" 60x50 profile, cold formed profile.
 - Material: Galvanized steel S280GD Z 600 MAC t= 3mm
- 4 HORIZONTAL BRACING
 - "U" 60x50 profile, cold formed profile.
 - Material: Galvanized steel S280GD Z 600 MAC t= 3mm
- 5 WALL SILO ANGLE
 - Steel sheet, 2000mm long for the pillar-reinforcement connection.
 - Material: Galvanized steel S280GD Z 600 MAC t= 3mm
- 6 WALL SUPPORT BRACING
 - Steel sheet, 500mm long for the wall silo angle strengthen.
 - Connected between the bodysheet and wall silo angle.
 - Material: Galvanized steel S280GD Z 600 MAC t= 3mm



WALL SUPPORT WITH INCREASE FOR OVERHANG

ACCESSORIES SUPPLEMENTARY STRUCTURES

TECHNICAL SPECIFICATIONS

The structure supports the catwalk at the same height as the roof support.
Consists of a standard wall support, adding the overhang structure.

It is used when the standard wall support solution is not enough. Lengths available: 3724mm or 42500mm.

The overhang is formed by 2 structural systems, with inverted pyramid shape, braced between each other.

On the overhang, 2 "C" profiles are supported acting as catwalks support.

INCOMPATIBILITIES

Fits in silos with a diameter of 6.10 m or greater.



PARTS AND MATERIALS

- 1 UPPER "U"
 - "U" 263 3724mm long, supporting "C" reinforcement.
 - Material: Galvanized steel S280GD Z 600 MAC t= 3mm
- 2 "C" PROFILE
 - Cold formed profile where the catwalk is placed.
 - For its height adjustment, the "C" profile can be 223mm, 232mm, 241mm, 250mm, 259mm, 268mm and 277mm.
 - Can be reinforced with a "U" profile with the same material.
 - Material: Galvanized steel S280GD Z 600 MAC t= 3mm
- 3 LOWER "U" PROFILE
 - "U" 263x988 cold formed profile connected to the wall support.
 - Material: Galvanized steel S280GD Z 600 MAC t=
- 4 DIAGONAL
 - "U" 263 profile, cold formed profile connecting the upper "U" with the lower "U".
 - Can be 1976mm or 2356mm long, depending on the overhang dimension.
 - Material: Galvanized steel S280GD Z 600 MAC t= 3mm
- 5 BRACING
 - "U" 60x50 profile cold formed profile, bracing "U" parts between each other.
 - Variable length: 506, 936, 1120, 1266, 1280, 1362 ó 1422mm
 - Material: Galvanized steel S280GD Z 600 MAC t= 3mm



DOUBLE WALL SUPPORT WITH INCREASE FOR OVERHANG

BODY

TECHNICAL SPECIFICATIONS


The structure supports the catwalk at the same height as the roof support.

Consists of 2 standard wall supports, adding the overhang structure.

It is used when the standard wall support solution is not enough.

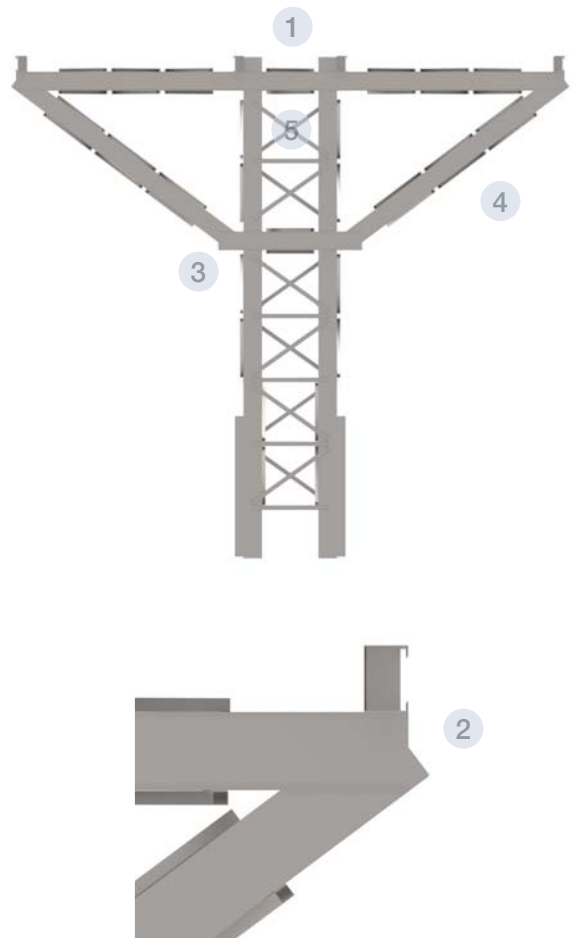
Available for models between 16,80 and 24,44 with 3 different overhang dimensions: 2128, 3344 and 4560mm.

The overhang is formed by 2 structural systems, with inverted pyramid shape, braced between each other. On the overhang, 4 "C" profiles are supported acting as catwalks support.



PARTS AND MATERIALS

- 1 UPPER "U"
 - "U" 263 profile, 5396, 7828 or 10260mm long supporting the "C" profile.
 - Material: Galvanized steel S280GD Z 600 MAC t= 3mm
- 2 "C" PROFILE
 - "C" cold formed profile, where the catwalk is placed.
 - For its height adjustment, the "C" profile can be 223mm, 232mm, 241mm, 250mm, 259mm, 268mm and 277mm.
 - Can be reinforced with a "U" profile with the same material.
 - Material: Galvanized steel S280GD Z 600 MAC t= 3mm
- 3 LOWER "U" PROFILE
 - "U" 263x2052 profile cold formed profile, connected to the wall support.
 - Material: Galvanized steel S280GD Z 600 MAC t=
- 4 DIAGONAL
 - "U" 263 profile, cold formed profile, connecting upper "U" with lower "U".
 - Can be 2356, 3876 or 5396mm depending on the overhang dimension.
 - Material: Galvanized steel S280GD Z 600 MAC t= 3mm
- 5 BRACING
 - "U" 60x50 profile, cold formed profile bracing the "U" upper profiles with the "U" lower profiles. Its length changes depending on the position to be placed.
 - Material: Galvanized steel S280GD Z 600 MAC t= 3mm





Offices and Factory:

Ctra. de Arenas km. 2.300
13210 Villarta de San Juan • Ciudad Real - Spain
T: +34 926 694

Madrid Office:

C/Azcona, 37 • 28028 Madrid - Spain
T: +34 91 726 43 04

symaga@symaga.com
www.symaga.com